



NOVICE

PERFORMANCE REQUIREMENTS

- Dogs must successfully perform each activity within a test.
- A successful performance is defined as “All elements of the activity performed per the description.”
- Each test may only be submitted once per test event.

Novice Test 1	Novice Test 2	Novice Test 3
<ul style="list-style-type: none"> ● Go To Spot & Roll It ● Wrap It ● Parallel Roll ● Handler’s Choice 	<ul style="list-style-type: none"> ● Spot to Spot ● Hoop ● X Marks the Spot ● Handler’s Choice 	<ul style="list-style-type: none"> ● Discrimination Retrieve ● Tunnel ● 90° Maze ● Handler’s Choice
<p>Handler’s Choice - The handler has the option of substituting one activity with any activity from one of the other Novice tests. An activity used as a Handler’s Choice may not be used as a Handler’s Choice for any other tests.</p>		

TITLES - Three successful tests are required to earn the Wag 1 Title. Additional titles may also be earned. Please see the title chart for details.

Balls - Balls may be of any size. They must roll easily and freely. Balls shall be placed on the ground/floor unless otherwise indicated.

Nudging - All nudging shall be performed with the dog’s muzzle pushing the ball. There is no limit to the number of nudges required or allowed. The dog may move about and with the ball unless indicated otherwise in the activity description.

Spot Position - is defined as the dog in a position behind a ball facing the handler.

Commands - There are no limitations on the handler’s use or number or verbal or visual directions to their dog.

Touching - The handler may not touch their dog at any time during an activity performance.

WAG IT GAMES

DOG BALL - NOVICE

GENERAL INFORMATION

JUDGING

- All activities are pass/fail.
- The team is judged solely on their ability to perform all elements of the activity as described.
- There is no limit to the number of times a team may attempt any activity.
- The tester may offer directions and answer questions before and after any exercise.
- The tester will indicate to the participant pass/fail for each exercise performance.

ELIGIBILITY

- Tests may be offered to dogs registered with Wag It Games **and unregistered dogs**. If an unregistered dog passes, the handler will have the opportunity to register the dog after the test. Handlers may choose to take the test just for fun and not register their dogs.

DOG REGISTRATION

- Dogs must be registered with Wag It Games in order for their test results to be recorded and count towards titles. This is a one-time registration that is good for the life of the dog

LEASHES AND COLLARS

- Dogs shall wear a collar or harness.
- All activities shall be performed off leash.

CORRECTIONS

No harsh corrections may be made. A harsh correction is defined as any action that generates a strong adverse reaction from the dog or causes the dog discomfort, stress or pain.

CUES

The handler may offer unlimited cues, encouragement etc.

REWARDS - FOOD AND TOYS

- Food and toys may be used to reward the dog prior to beginning and/or upon completion of an activity.
- Food and toys may not be visible to the dog during any portion of an activity performance.
- Food and toys may not be reached for until the entire activity has been completed.
- Toys may not make noise as this may cause a major distraction for other dogs present.

ACCESSING RESULTS

- Recorded results will instantly appear in the dogs's record, which may be viewed by logging into the member area of the Wag It Games website.
- One month after the test titles are automatically updated and will appear in the dog's record.
- Upon completion of a title, an email notification will include directions to access your personalized title certificate to download and print.

WAG IT GAMES

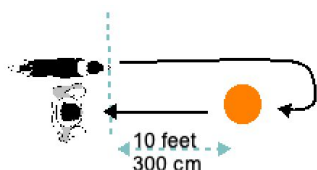
DOG BALL - NOVICE

NOVICE TEST 1

- GO TO SPOT AND ROLL IT
- WRAP IT
- PARALLEL ROLL

GO TO SPOT AND ROLL IT- The dog shall go to Spot and nudge a ball towards their handler.

- The activity shall begin with the dog at the handler's side positioned behind a start line. The handler shall direct the dog to move to Spot position and then nudge the ball until it rolls over the start line.
 - The handler shall remain behind the start.



Set Up

- The ball will be set a minimum of 10 ft (300 cm) away from the start line.
- The start line may be indicated on the ground or by posts, cones or similar items.

WRAP IT - The dog shall nudge a ball around an object.

- The handler shall direct their dog to nudge the ball until the ball makes a complete u turn around an object.
 - The handler may move about freely during the entire activity.

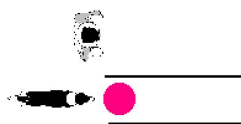


Equipment

- An object such as a cone, bucket, waste basket or similar item shall be used as the item the dog will nudge the ball around.

PARALLEL ROLL - The dog shall nudge a ball along a track parallel to their handler.

- The activity shall begin with the dog beside their handler. The handler shall direct their dog to roll the ball along the track a minimum of 10 feet (300 cm) along the track beside the handler.
 - The handler shall remain outside of the track and on a path parallel to their dog's path.



Equipment

- The parallel track may be made of two boards such as 2x4s, two ladders or similar items. The track should be just wide enough for the dog to walk through, the ball to roll freely and tall enough only to hold the ball securely as the dog nudges the ball.

WAG IT GAMES

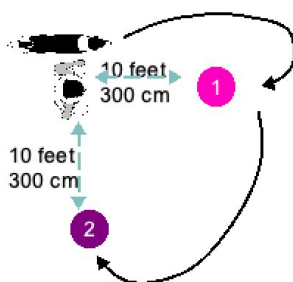
DOG BALL - NOVICE

NOVICE TEST 2

- SPOT TO SPOT
- HOOP
- X MARKS THE SPOT NOVICE

SPOT TO SPOT - The dog shall go from one Spot position to another.

- The activity shall begin with the dog at the handler's side with the team facing a ball 10 feet (300 cm) away. The handler shall direct their dog to go to Spot position. The handler will then pivot towards a second ball and direct their dog to go to Spot position. The dog shall briefly hold each Spot position. The dog may be directed to sit, down or stand in the Spot positions. The dog is not required to move in any specific manner between Spot positions.
 - The handler shall remain in the same location for the duration of the activity.
 - The dog may not nudge the balls.
 - The balls may not move.



Set Up

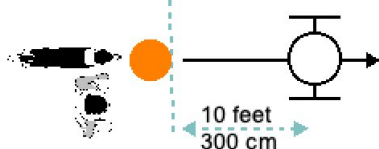
- Two balls, shall be placed a minimum of 10 feet (300 cm) apart. Ball 1 will be directly in front of the team. Ball 2 shall be placed a minimum of 10 feet (300 cm) away from the handler's side.

Equipment

- The balls may be in holders so they do not roll about easily.

HOOP - The dog shall nudge a ball through a hoop or arch.

- The handler shall direct their dog to nudge a ball so that it rolls through a hoop or arch.
 - The handler may move about freely during the activity.



Set Up

- The hoop/arch will be set a minimum of 10 ft (300 cm) away from the start line.
- The start line may be indicated on the ground or by posts, cones or similar items

Equipment Specs

- The hoop/arch shall be fixed securely so it does not move about easily if the ball bumps it. It shall be large enough for the ball to pass through easily but should not be more than twice the width of the ball. Hoops/arches may be official agility hoops or home made alternatives.

WAG IT GAMES

DOG BALL - NOVICE

NOVICE TEST 2

X Marks The Spot Novice - The dog shall nudge a ball into a holder.

- The activity shall begin with the dog behind a ball facing a holder. The handler shall direct their dog to nudge a ball until it rests in a holder.
 - The handler may move about freely during the activity.



Set Up

- A ball shall be set 10 feet in front of a holder.

Equipment

- The holder may be an area indicated on the floor though it is recommended it have a raised perimeter. Using a hula hoop or a square out of materials such as small diameter PVC pipe to help contain the ball once the ball is in it. The area shall be large enough for the ball to fit within it and not more than twice that size.

WAG IT GAMES

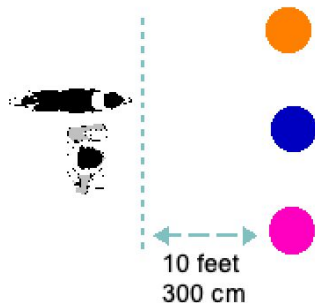
DOG BALL - NOVICE

NOVICE TEST 3

- DISCRIMINATION RETRIEVE NOVICE
- TUNNEL
- 90°MAZE

DISCRIMINATION RETRIEVE NOVICE- The dog shall nudge one designated ball towards their handler.

- The activity shall begin with the dog at the handler's side with the team centered behind a start line and facing three balls. The handler shall direct the dog to go to and nudge one of the balls towards the handler. The ball must be nudged towards the handler and over the start line.
 - Prior to the activity the tester will indicate which ball the dog will nudge over the start line.
 - The handler shall remain in the same location for the duration of the activity.



Set Up

- Three balls shall be placed in a line 10 feet (300 cm) from the start line and 10 feet (300 cm) apart.
- The start line may be indicated on the ground or by posts, cones or similar items.

TUNNEL - The dog shall nudge a ball through a tunnel.

- The handler shall direct their dog to nudge a ball completely through the tunnel.
 - The handler may move about freely during the activity.
 - The dog is not required to go through the tunnel.



Set Up

- A ball will be placed directly in front of the tunnel opening.

Equipment

- The tunnel shall be large enough for the ball to roll through it easily. The tunnel shall be a minimum of 3 feet (90 cm) long. The tunnel shall be secured so that it does not move about as the dog nudges the ball through it. The tunnel may be an agility style tunnel, collapsible leaf bag with the bottom removed, fashioned from cardboard boxes or similar homemade alternative.

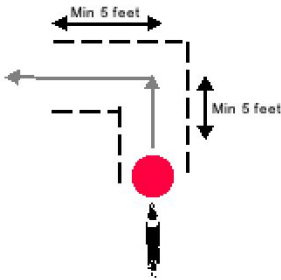
WAG IT GAMES

DOG BALL - NOVICE

NOVICE TEST 3

90° MAZE - The dog shall nudge a ball through a short maze

- The handler shall direct their dog to nudge a ball completely through a maze consisting of one 90° turn.
 - The handler may move about freely during the activity and may enter the maze.



Set Up

- A ball will be placed at the opening of the maze.

Equipment

- The maze may be made of exercise pen panels or similar items. The panels should be tall enough and secure so as to not move about as the dog nudges along. The maze shall consist of one 90 degree angle turn with each direction of the maze a minimum of 5 feet (150 cm) long.